

CHAPTER-3

The chapter presents an over-view of the Goa State Information Commission, the appeal, complaint received and disposed. Also the Penalty imposed on the PIO during the reporting year 2013.

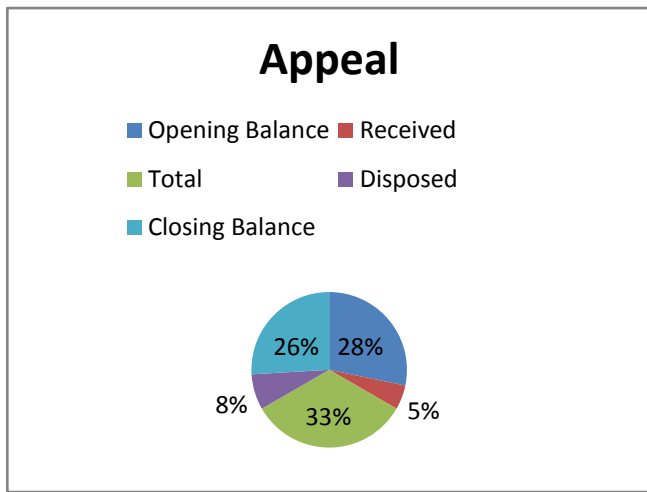
The Goa State information Commission started with opening balance of zero for the year 2006 and subsequently at the end of the year of 2006, there were 102 appeals received and 41 were disposed . 70 complaints were received and 36 were disposed .While 28 penalty were imposed (Table 3.1).

Year	APPEAL				COMPLAINT				PENALTY			
	Opening Balance	Received	Disposed	Closing Balance	Opening Balance	Received	Disposed	Closing Balance	Opening Balance	Received	Disposed	Closing Balance
2006	0	102	41	61	0	70	36	34	0	28	0	28
2007	61	150	95	116	34	90	53	71	28	23	18	33
2008	116	322	197	241	71	81	65	87	33	22	16	39
2009	241	159	139	261	87	115	75	127	39	20	6	53
2010	261	286	220	327	127	622	301	448	53	75	11	117
2011	327	292	168	451	448	210	199	459	117	75	56	136
2012	451	211	127	535	459	162	144	477	136	49	30	161
2013	535	176	5	706	477	157	3	631	161	0	1	160
2014	706	127	185	648	631	43	125	549	160	43	33	201
TOTAL		1825	1177			1550	1001			335	171	

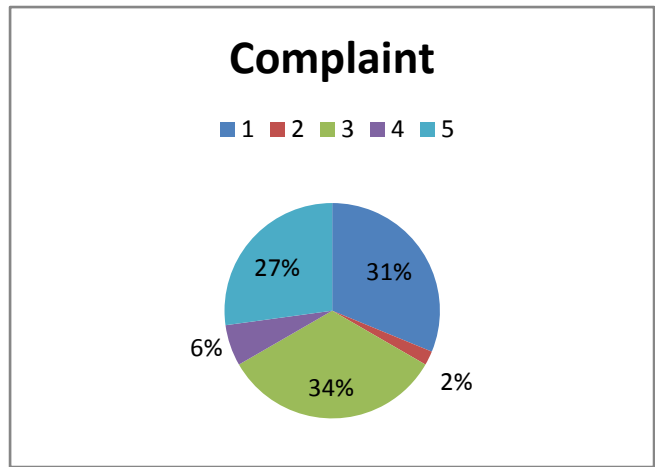
Table 3.1

As the years passed by from 2006 to 2014 there has been approximately 13% increase in the appeals, complaints and penalties. (Table 3.2 & 3.3)

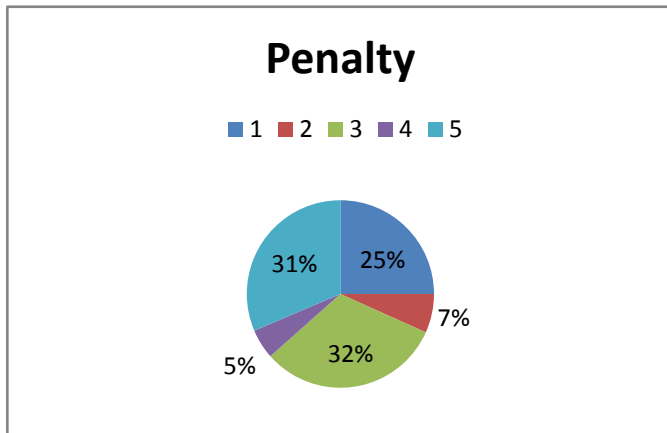
THE RECEIPT AND DISPOSAL OF THE APPEAL/COMPLAINTS/PENALTY IN THE COMMISSION IS SHOWN BELOW					
Category	Opening Balance	Received	Total	Disposed	Closing Balance
Appeal	706	127	833	185	648
Complaint	631	43	674	125	549
Penalty	160	43	203	33	201
Total	1497	213	1710	343	1367



(i)



(ii)



(iii) Table 3.2

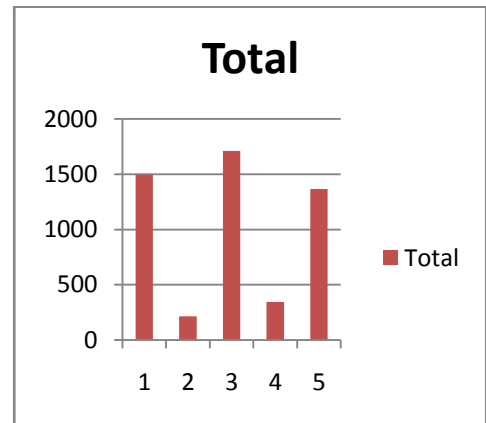


Table 3.3

Such substantial increase in the number of applications shows that the common people of the state were becoming aware of the provisions of the RTI Act 2005. Many have approached this office i.e. the Commission for guidance in the RTI applications even from the remotes areas.

The number of appeals /Complaints filed before the commission continued to increase steadily during the years from 2006 to 2014. By the end of 2014 nearly 127 cases appeals have been filed and 153 appeals disposed.

The former SCIC Shri. M.S.Keny retired after holding the post of SCIC from 21/10/2009 to 29/07/2012 and the post of SCIC remained vacant for an period of one year and three months.

During approximately one year i.e. Aug 2012 to Sept 2013, the total number of appeals /Complaints received by this commission have been accumulated. Whereas the newly appointed CIC Smt. Leena Mehendale has joined to this Commission on 24th October,2013 and started clearing appeals /Complaints, the opening balance on 1-1-14 in regards to appeal + complaints + Penalty was 1497.i.e .44%

Receipt of appeals + complaints + Penalties 213 i.e. 6% and Disposal is 343 i.e. 10%. Thus the closing balance on 1-1-2015 is of 1367 cases i.e. 40% (Table 3.4)

THE STATUS OF RECEIPT & DISPOSAL OF THIS COMMISSION			
Opening Balance 2006-2013	Received in the year 2014	Disposed in the year 2014	Closing Balance
1497	213	343	1367
44%	6%	10%	40%

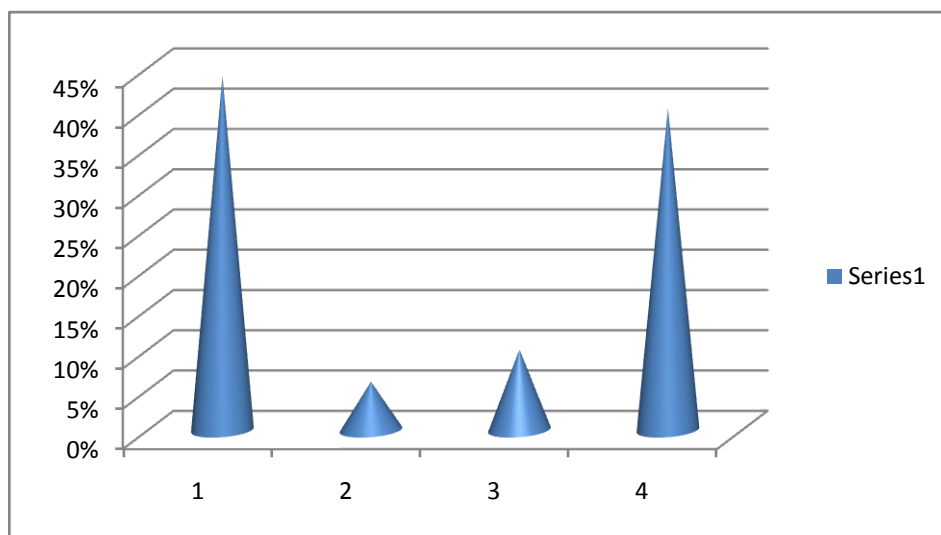


Table 3.4

Table No.3.5 shows that there has been high increase in number of complaints in the year 2010. Also the disposal percentage in the year 2010 is quiet high percentage. However in new of latest Judgment of Supreme Court, direct complaints without availing 1st remedy of appeal are being discouraged unless there are special reasons to allow then.

STATUS OF RECEIVED AND DISPOSAL FROM 2006 TO 2014										
	2006	2007	2008	2009	2010	2011	2012	2013	2014	
Received appeal	102	150	322	159	286	292	211	176	127	
Disposed appeal	41	95	197	139	220	168	127	5	185	
Received Complaint	70	90	81	115	622	210	162	157	43	
Disposed Complaint	36	53	65	75	301	199	144	3	125	

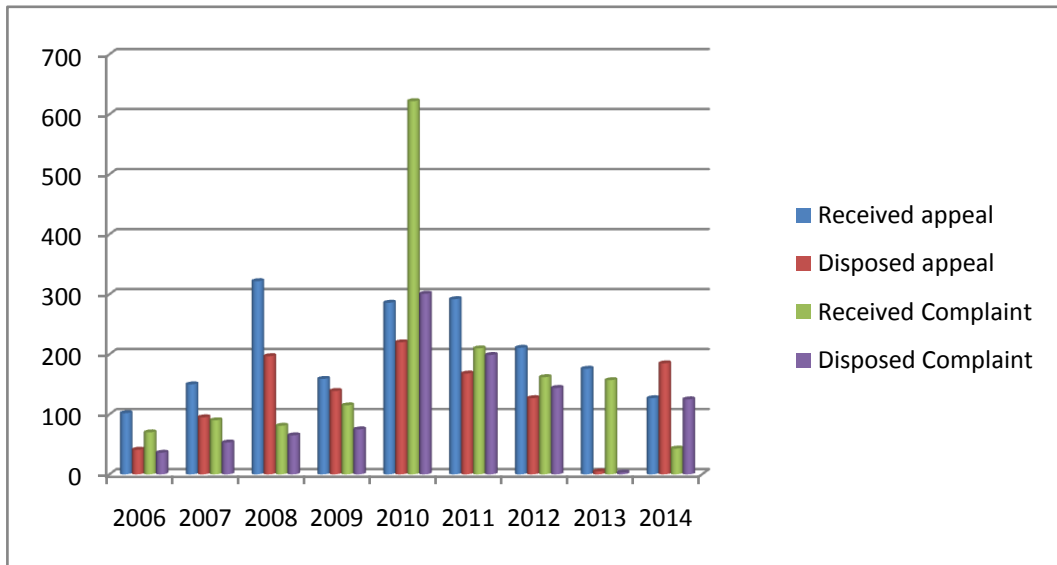


Table 3.5

Special efforts have been taken by Register of the Commission to ensure that notices have been sent uploaded for all the cases received during 2014. Thus they are ready to be taken up as soon as now SCIC is appointed.

